

ICE MACHINES

Quick Reference Guide



I need ice.

That's why I choose Manitowoc.

Manitowoc® Ice has built its reputation on developing the most innovative and reliable ice solutions for the foodservice industry. Solutions you'll find no where else. And, with the largest ENERGY STAR® portfolio in the industry,* our ice machines are not only dependable, they are energy efficient. No one knows ice better than Manitowoc. That's why we are America's number one selling ice machine.

Our flagship ice machines, the Indigo™ and NEO™ are no exceptions. Both Indigo and NEO use modern advancements in technology to simplify everything we've ever known about making ice. Now your ice machine can tell you what it is doing and ensure that you have ice when and where you need it.

Features like Indigo and NEO's tool-free foodzone, patented EasyClean, programmability or time delay features, and service messages or indicators help ensure that your ice machine consistently meets your demand for ice.

Manitowoc Ice offers one of the largest portfolios of ice machines in the foodservice industry. Large gourmet, gourmet, regular cube, dice, half dice, flake, nugget, and crushed – from 53 lbs (24 kg) of ice to 3,300 lbs (1497 kg) – whatever your ice needs are; we have the solution.



 **Manitowoc**

HALF DICE



Hard, clear ice cube with unique "rhomboid" shape $3/8" \times 1-1/8" \times 7/8"$ (0.95 x 2.86 x 2.22 cm) in dimension, 96 cubes per pound of ice, maximum cooling with nearly 100% ice to water ratio.



DICE



Hard, clear ice cube with unique "rhomboid" shape $7/8" \times 7/8" \times 7/8"$ (2.22 x 2.22 x 2.22 cm) in dimension, 48 cubes per pound of ice, maximum cooling with nearly 100% ice to water ratio.



REGULAR



Hard, clear ice cube with unique "rhomboid" shape $1-1/8" \times 1-1/8" \times 7/8"$ (2.86 x 2.86 x 2.22 cm) in dimension, 32 cubes per pound of ice, maximum cooling with nearly 100% ice to water ratio.



GOURMET



Gourmet

Hard, clear individual cube with unique octagon shape $1-3/8" \times 1-3/8"$ (3.49 x 3.49 cm), maximum cooling with nearly 100% ice to water ratio.

Large Gourmet

Hard, clear, individual cube $2" \times 1-1/2" \times 1-3/4"$ (5.08 x 3.18 x 4.45 cm).



TUBULAR NUGGET



Softer texture with good cooling. Cylindrical shaped nugget with $5/8"$ (1.59 cm) diameter and average length of $1"$ (2.54 cm) with 90% ice to water ratio.



NUGGET



Perfect for chewing and blended beverages while dry enough (90% ice to water ratio) to be dispensed. $3/8"$ to $1/2"$ (0.95 to 1.27 cm) in width and length on average.



FLAKE



Small, soft pieces of ice with a 73% ice to water ratio. Ideal for food, presentation, and preservation as well as hand scooping into drinks.

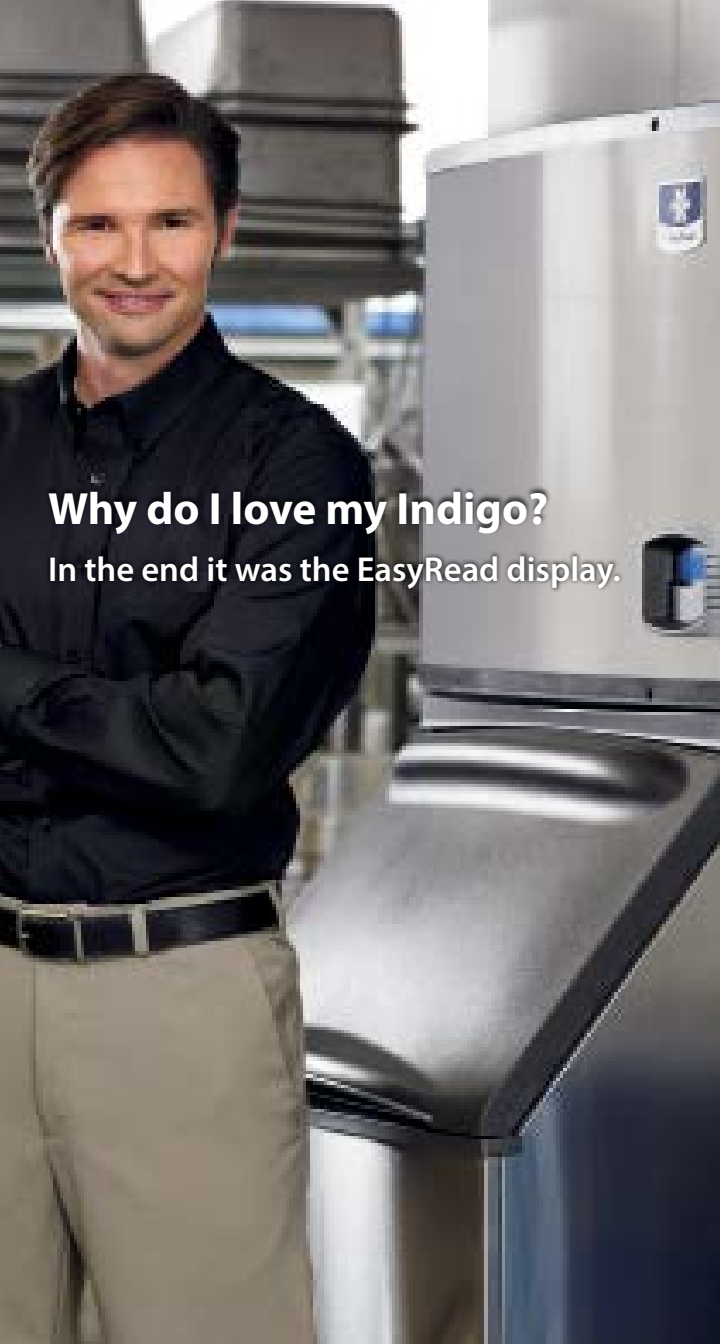


CRUSHED



Manitowoc dice or half dice cubes crushed into small pieces using a Manitowoc ice machine and a Servend® beverage dispenser equipped with icepic™ ice crusher.





Why do I love my Indigo?
In the end it was the EasyRead display.

INDIGO®

Intelligent thinking inside the box.

intelligence

It all starts with the EasyRead™ display and all the things you can do with it:

- View continuous operational status
- Get Alerts and Reminders
- Obtain asset information
- View Historical and real time data
- Get Preventive and Diagnostic information
- Collect and record service data
- Download service data to machine
- Operates in 14 different languages.

cleanability

Indigo is the easiest machine to clean in the industry:

- Front facing evaporator
- Clean rounded foodzone for fast wipe downs
- Tool free part removal of all foodzone components
- Alpha San components to prevent the growth of microbes
- Advanced sanitation- LuminIce™ and iAuCS®

energy efficient

Indigo leads the way in energy efficiency and life time cost of ownership with more than 70 energy star models to choose from. Includes energy saving features:

- Programmable ice production
- Patented air assist harvest technology
- Patented Acoustical Ice sensing probe
- Water miser feature



Scan this barcode with your smart phone
for a direct link to **MTWindigo.com**



22" Wide Cubers

The Indigo series ice machine offers some of the industries lowest profile ice makers for venues where real estate is scarce. These slender 22" (56 cm) wide models produce up to 485 lbs (220 kg), and can be installed on a variety of bins, hotel dispensers, and counter top beverage dispensing systems—ensuring that you have ice no matter the space constraints.



Available on i-520



	i-322 B-320 Bin		i-522 B-420 Bin	
Ice Production*	350 lbs	159 kg	485 lbs	220 kg
Ice Storage	210 lbs	95 kg	310 lbs	140 kg
Height with Bin	59.50"	151.1 cm	71.50"	181.6 cm
Width	22.00"	55.9 cm	22.00"	55.9 cm
Depth with Bin	34.00"	86.4 cm	34.00"	86.4 cm

*Half dice pounds produced per day. Approximate ice-making capacity based on air-cooled condenser unit at 70°F/21°C air and 50°F/10°C water. Ice machine and bin ordered separately.

30" Wide Cubers

By far the most popular size ice machine in the industry—Indigo's 30" platform offers the widest array of daily production, cube types, and condensing options available on the market today. With production capacities ranging from 310 lbs (141 kg) to 1,951 lbs (885 kg), three available cube types, and condensing options that include air, water, traditional air remote, and Manitowoc's patented QuietQube CVD remote technology (see pages 14-17), this series has an ice machine for just about every situation whether in a full-service restaurant, a fast-food chain, a convenience or grocery store, or in the world's finest hotel. Manitowoc ensures that you have ice when and where you need it.



Available on i-500 and i-906



**i-300
B-400 Bin**



**i-450
B-400 Bin**



**i-500
B-400 Bin**



**i-606
B-570 Bin**



**i-906
B-570 Bin**



**i-1106
B-570 Bin**



**i-1200
B-570 Bin**

	i-300 B-400 Bin		i-450 B-400 Bin		i-500 B-400 Bin		i-606 B-570 Bin		i-906 B-570 Bin		i-1106 B-570 Bin		i-1200 B-570 Bin	
Ice Production*	310 lbs	141 kg	450 lbs	204 kg	560 lbs	254 kg	635 lbs	288 kg	901 lbs	409 kg	1,200 lbs	544 kg	1,205 lbs	547 kg
Ice Storage	290 lbs	132 kg	290 lbs	132 kg	290 lbs	132 kg	430 lbs	195 kg	430 lbs	195 kg	430 lbs	195 kg	430 lbs	195 kg
Height with Bin	54.50"	138.4 cm	59.50"	151.1 cm	59.50"	151.1 cm	71.50"	181.6 cm	76.50"	194.3 cm	79.50"	202 cm	79.50"	201.9 cm
Width	30.00"	76.2 cm	30.00"	76.2 cm	30.00"	76.2 cm	30.00"	76.2 cm	30.00"	76.2 cm	30.00"	76.2 cm	30.00"	76.2 cm
Depth with Bin	34.00"	86.4 cm	34.00"	86.4 cm	34.00"	86.4 cm	34.00"	86.4 cm	34.00"	86.4 cm	34.00"	86.4 cm	34.00"	86.4 cm

*Half dice pounds produced per day. Approximate ice-making capacity based on air-cooled condenser unit at 70°F/21°C air and 50°F/10°C water. Ice machine and bin ordered separately.



Large Capacity Cubers

When you need a lot of ice and space isn't as big a concern Manitowoc also has a range of large capacity cubers that offer daily production rates from 1,550 lbs (703 kg) to 3,380 lbs (1,533 kg). These machines are popular in fast-food outlets, full-service restaurants, institutional kitchens, cafeterias, and other large venues like stadiums and casinos. When you need ice, and you need a lot of it Manitowoc has your solution.



**i-1406
B-970 Bin**



**i-1800
B-970 Bin**



**S-3300
F-1650 Bin**

Ice Production*	1,659 lbs	753 kg	1,860 lbs	843 kg	3,380 lbs	1533 kg
Ice Storage	710 lbs	322 kg	710 lbs	322 kg	1,660 lbs	753 kg
Height with Bin	79.50"	201.90 cm	79.50"	201.9 cm	99.50"	252.73 cm
Width	48.00"	121.9 cm	48.00"	121.9 cm	48.00" WITHOUT BIN	152.4 cm
Depth with Bin	34.00"	86.4 cm	34.00"	86.4 cm	60.00" WITH BIN	152.4 cm
					31.00" SNOUT ADDS 8" / 20 CM	78.74 cm

*Half dice pounds produced per day. Approximate ice-making capacity based on air-cooled condenser unit at 70°F/21°C air and 50°F/10°C water. Ice machine and bin ordered separately.

Ice/Beverage Series

Indigo's IB series is home of the highest producing 22" (56 cm) ice machine in the industry. The IB series' narrow 14" depth provides operators with easy access to the beverage dispenser for cleaning, sanitizing, and other maintenance. This unique capability is made possible by Manitowoc's patented CVD technology which results in an compact design allowing the ice machine to run with virtually no noise or heat exhaust. With the proper adapter Manitowoc's IB machine can be installed on almost any beverage dispenser. Just another way that Manitowoc is making sure you have ice.



Ice/Beverage Series
on Servend Beverage
Dispenser

	iB-696C		iB-890C		iB-1090C	
Ice Production*	640 lbs	290 kg	825 lbs	374 kg	1,070 lbs	485 kg
Height	24.00"	61 cm	26.50"	67.3 cm	30.50"	77.5 cm
Width	22.00"	55.9 cm	22.00"	55.9 cm	22.00"	55.9 cm
Depth	14.00"	35.6 cm	14.00"	35.6 cm	14.00"	35.6 cm

*Half dice pounds produced per day. Approximate ice-making capacity based on air-cooled condenser unit at 70°F/21°C air and 50°F/10°C water. Ice machine and dispenser ordered separately.

QuietQube

75% quieter than a self-contained or standard remote ice machine. Our patented CVD technology uses cool vapor rather than hot gas to harvest ice. It not only makes QuietQube® ice machines the quietest ever; it makes them more reliable, makes them more efficient, and provides high levels of ice production too. Consider how much noise customers and employees face in your operation...and how much more inviting it will be with a quiet ice machine.



CVD Condensing Unit***

	i-686C		i-976C		i-1176C		i-1470C		i-1870C		i-2170C**		S-3070C	
Ice Production*	634 lbs	288 kg	816 lbs	370 kg	1,046 lbs	474 kg	1,425 lbs	646 kg	1,810 lbs	821 kg	1,951 lbs	885 kg	2,910 lbs	1,320 kg
Height	21.50"	54.6 cm	26.50"	67.3 cm	29.50"	75 cm	25.00"	63.5 cm	29.50"	74.9 cm	29.50"	74.9 cm	36.00"	91.4 cm
Width	30.00"	76.2 cm	30.00"	76.2 cm	30.00"	76.2 cm	30.00"	76.2 cm	30.00"	76.2 cm	30.00"	76.2 cm	48.00"	121.9 cm
Depth	24.50"	62.2 cm	24.50"	62.2 cm	24.50"	62.2 cm	24.50"	62.2 cm	24.50"	62.2 cm	24.50"	62.2 cm	31.00"	78.7 cm

*Half dice pounds produced per day. Approximate ice-making capacity based on air-cooled condenser unit at 70°F/21°C air and 50°F/10°C water. Ice machine and bin ordered separately.

**Currently not available in Canada.

***CVD Condenser for i-680C to i-1870C 34" W x 24.13" D x 25.75" H 86.4 x 61.3 x 65.4 cm
CVD Condenser for i-2170C & S-3070C 53" W x 26" D x 25.75" H 134.6 x 66.0 x 65.4 cm



Ice Dispensers



Room Card



Coin-op

These automatic-fill, floor-standing ice dispensers meet the strict sanitary needs of the lodging, foodservice, and healthcare industries. Capable of providing 635 lbs. (289 kg) of dispensed ice in a 24 hour period, the SPA dispensers feature a patented “push for ice” dispense mechanism and paddlewheel ice delivery. The SFA models add a built-in water valve for filling buckets, cups or refillable bottles. Attractively styled to complement any décor and available with room card or coin option for ice activation.



**i-322
SFA-191**



**i-322
SPA-160**



**i-450
SFA-291**



**i-450
SPA-310**

Ice Storage	120 lbs	54 kg	120 lbs	54 kg	180 lbs	82 kg	180 lbs	82 kg
Height with Dispenser	75.50"	191.8 cm	75.50"	191.8 cm	82.00"	208.3 cm	82.00"	208.3 cm
Width	22.00"	55.9 cm	22.00"	55.9 cm	30.00"	76.2 cm	30.00"	76.2 cm
Depth with Dispenser	31.00"	78.7 cm	31.00"	78.7 cm	32.00"	81.3 cm	32.00"	81.3 cm

Ice machine and dispenser ordered separately.



A whole new level of thinking.



The anywhere you need ice machine.

A new level of performance

- Manitowoc reliability
- Industry leading 24 hour ice production
- All air-cooled models are ENERGY STAR® qualified* and 15% more energy efficient and 10% more water efficient than standard undercounter models

A new level of intelligence

- Universally recognizable, easy-to-read display icons with bright, neon blue indicator lights
- Time delayed ice production

A new level of convenience

- Removable bin, for front service access
- EZ glide, angled bin door
- LuminIce accessory compatible
- Improved scoop & holder inside the bin



www.manitowocice.com/NEO

*Based on ENERGY STAR qualifying models list June 23, 2014

Undercounter Cubers


These compact ice cube machines are ideal for small-volume ice production, for limited-use needs, or as back-ups for larger machines. Specifically designed to fit beneath counters or in areas where floor space or height restrictions prohibit use of larger equipment. The petite size makes any of these models ideal for on-the-spot installations at coffee shops, stadium boxes, refreshment/break areas, or wherever limited ice needs require equipment with a small footprint.



Available on U-140, U-190, U-240, and U-310



Available on all undercounters



Available on U-140, U-190, U-240, and U-310



QM-30



QM-45



U-140



U-190



U-240



U-310

	QM-30		QM-45		U-140		U-190		U-240		U-310	
Ice Production*	60 lbs	27 kg	95 lbs	43 kg	135 lbs	61 kg	175 lbs	79 kg	225 lbs	98 kg	280 lbs	127 kg
Ice Storage	30 lbs	14 kg	30 lbs	14 kg	90 lbs	40.8 kg	80 lbs	36.6 kg	80 lbs	36.6 kg	100 lbs	45 kg
Height	36.00"	91.4 cm	36.00"	91.4 cm	38.50"	97.8 cm	38.50"	97.8 cm	38.50"	97.8 cm	38.50"	97.8 cm
Width	19.69"	50 cm	19.69"	50 cm	26.00"	66 cm	26.00"	66 cm	26.00"	66 cm	30.00"	76.2 cm
Depth	22.34"	56.7 cm	22.34"	56.7 cm	28.00"	71.1 cm	28.00"	71.1 cm	28.00"	71.1 cm	28.00"	71.5 cm

*Pounds produced per day. Approximate ice-making capacity based on air-cooled condenser unit at 70°F/21°C air and 50°F/10°C water.

Nugget Ice Machines

Manitowoc nugget machines provide a high quality, chewable ice that boasts a 90% ice content—one of the industry’s highest ice/water ratios. This means minimal drink dilution, and a nugget ice that is perfect for use with drink dispensing applications. Manitowoc nugget is also ideal for specialty blended beverages, as well as filling many uses in healthcare from ice/water needs to cold therapy.



RNS-12

RNS-20

RNS-0244

RNS-0385



RNS-0308
B-420 Bin

RNS-0600
B-420 Bin

RNS-1000
B-570 Bin

RNS-1078
B-420 Bin

Ice Production*	261 lbs	118 kg	261 lbs	118 kg	172 lbs	78 kg	300 lbs	136 kg	315 lbs	143 kg	587 lbs	266 kg	1045 lbs	474 kg	1090 lbs	494 kg
Ice Storage	12 lbs	5 kg	20 lbs	9.1 kg	40 lbs	18 kg	88 lbs	40 kg	310 lbs	141 kg	310 lbs	141 kg	430 lbs	195 kg	310 lbs	141 kg
Height with Bin	35.00"	89.9 cm	42.00"	106.7cm	33.17"	84.24 cm	39.52"	100.4 cm	76"	193.04 cm	76"	193.04 cm	77.36"	196.50 cm	77.36"	196.50 cm
Width with Bin	16.25"	41.3 cm	16.25"	41.3 cm	19.69"	50 cm	29.06"	73.81 cm	22"	55.8 cm	22"	55.8 cm	30"	76.2 cm	22"	55.8 cm
Depth with Bin	24.00"	61 cm	24.00"	61 cm	25.98"	66 cm	27.17"	69 cm	34"	86.36 cm	34"	86.36 cm	34"	86.36 cm	34"	86.36 cm

*Pounds produced per day. Approximate ice-making capacity based on air-cooled condenser unit at 70°F/21°C air and 50°F/10°C water.

Tubular Nugget Ice Machines

Tubular ice machines create a unique cylindrical shaped chewable ice. With a 90% ice/water ratio it ensures maximum cooling and beverage quality, while offering a great option for a unique presentation in the glass. Tubular ice is great for poured and blended beverages, and dispenses well without the worry of balling or congealing in the dispenser.



**RN-400
B-420 Bin**



**RN-1000
B-570 Bin**



**RN-1078C
B-570 Bin**



**RN-1278C
B-570 Bin**



**RN-1400
B-570 Bin**

Ice Production*	385 lbs	175 kg	1,083 lbs	491 kg	880 lbs	399 kg	1,100 lbs	499 kg	1,278 lbs	580 kg
Ice Storage	310 lbs	141 kg	430 lbs	195 kg	430 lbs	195 kg	430 lbs	195 kg	430 lbs	195 kg
Height with Bin	76.50"	194.30 cm	76.50"	194.30 cm	76.50"	194.30 cm	76.50"	194.30 cm	76.50"	194.30 cm
Width with Bin	22.00"	55.80 cm	30.00"	76.20 cm	30.00"	76.20 cm	30.00"	76.20 cm	30.00"	76.20 cm
Depth with Bin	34.00"	86.30 cm	34.00"	86.30 cm	34.00"	86.30 cm	34.00"	86.30 cm	34.00"	86.30 cm

*Pounds produced per day. Approximate ice-making capacity based on air-cooled condenser unit at 70°F/21°C air and 50°F/10°C water. Ice machine and bin ordered separately.

Undercounter Flakers

When it comes to food preservation, a cool presentation can lead to cold, hard profits. Not only does your product need to look good and stay fresh, the ice needs to look good too. Manitowoc flake ice machines offer quick cooling, moldable flakes. Small, soft pieces of ice with a 73% ice to water ratio form around objects without bruising and hold in place without tipping or spilling. Perfect for food and beverage presentation and hand scooping into drinks.



RF-0244A



RF-0266A



RF-0385A



RF-0399A



RF-0644A

	RF-0244A		RF-0266A		RF-0385A		RF-0399A		RF-0644A	
Ice Production*	181 lbs	82 kg	181 lbs	82 kg	329 lbs	149 kg	329 lbs	149 kg	688 lbs	312 kg
Ice Storage	40 lbs	18 kg	60 lbs	27 kg	88 lbs	40 kg	120 lbs	54 kg	120 lbs	54 kg
Height	33.17"	84.24 cm	37.50"	95.24 cm	39.52"	100.4 cm	46.16"	117.24 cm	45.96"	116.70 cm
Width	19.69"	50 cm	19.69"	50 cm	29.06"	73.81 cm	29.06"	73.81 cm	29.17"	74.10 cm
Depth	25.98"	66 cm	25.98"	66 cm	27.17"	69 cm	27.17"	69 cm	26.69"	67.80 cm

*Pounds produced per day. Approximate ice-making capacity based on air-cooled condenser unit at 70°F/21°C air and 50°F/10°C water.

Modular Flakers

When it comes to food preservation, a cool presentation can lead to cold, hard profits. Not only does your product need to look good and stay fresh, the ice needs to look good too. Manitowoc flake ice machines offer quick cooling, moldable flakes. Small, soft pieces of ice with a 73% ice to water ratio form around objects without bruising and hold in place without tipping or spilling. Perfect for food and beverage presentation and hand scooping into drinks.



	RFS-0300 B-420 Bin		RFS-0650 B-420 Bin		RFS-1200 B-570 Bin		RF-2300 F-1650 Bin	
Ice Production*	384 lbs	174 kg	717 lbs	325 kg	1,203 lbs	546 kg	2,301 lbs	1,044 kg
Ice Storage	310 lbs	141 kg	310 lbs	141 kg	430 lbs	195 kg	1,660 lbs	753 kg
Height with Bin	76"	193 cm	76"	193 cm	77.40"	196.60 cm	91.06"	231.30 cm
Width with Bin	22"	55.90 cm	22"	55.90 cm	30"	76.20 cm	60"	152.40 cm
Depth with Bin	34"	86.36 cm	34"	86.36 cm	34"	86.36 cm	31" 78.74 cm SNOUT ADDS 8" / 20 CM	



	RFS-1278C B-570 Bin		RFS-1279R B-570 Bin		RFS-2378C F-1650 Bin		RFS-2379R F-1650 Bin	
Ice Production*	1,092 lbs	495 kg	1,092 lbs	495 kg	2,063 lbs	936 kg	2,063 lbs	936 kg
Ice Storage	430 lbs	195 kg	430 lbs	195 kg	1,660 lbs	753 kg	1,660 lbs	753 kg
Height with Bin	76"	193 cm	76"	193 cm	91"	231 cm	91"	231 cm
Width with Bin	30"	76.20 cm	30"	76.20 cm	60"	152.40 cm	60"	152.40 cm
Depth with Bin	34"	86.36 cm	34"	86.36 cm	31" 78.74 cm SNOUT ADDS 8" / 20 CM		31" 78.74 cm SNOUT ADDS 8" / 20 CM	

*Pounds produced per day. Approximate ice-making capacity based on air-cooled condenser unit at 70°F/21°C air and 50°F/10°C water. Ice machine and bin ordered separately.

Ice Storage Bins


Internal scoop holder stays above ice line, promoting easy access and better sanitation. Bin door holds open while in use via a patented hinge pin design.

PVC Base Molding

Protects metal from dents and scratches when cleaning beneath bin.

Duratech™ Exterior

This clear-coated aluminum alloy resists fingerprints, looks better and lasts longer than Stainless 304.



B-model bin leg



B-170

B-320

B-400

Ice Storage	150 lbs	68 kg	210 lbs	95 kg	290 lbs	132 kg
Height	25.00"	63.5 cm	38.00"	96.5 cm	38.00"	96.5 cm
Width	30.00"	76.2 cm	22.00"	55.9 cm	30.00"	76.2 cm
Depth	29.50"	74.9 cm	34.00"	86.4 cm	34.00"	86.4 cm



B-420



B-570



B-970

310 lbs	141 kg	430 lbs	195 kg	710 lbs	322 kg
50.00"	127 cm	50.00"	127 cm	50.00"	127 cm
22.00"	55.9 cm	30.00"	76.2 cm	48.00"	121.9 cm
34.00"	86.4 cm	34.00"	86.4 cm	34.00"	86.4 cm

Ice machine and adapters ordered separately.



Large Capacity Bins

F-Style large capacity ice storage bins are equipped with an ice gate for increased employee safety, easier ice removal, and reduced spillage. 3-year parts and labor warranty on bins. Carts offer a 2-year parts and labor warranty.



F-700



F-1300



F-1325



F-1650



FC-1350

Ice Storage	680 lbs	308 kg	1,320 lbs	599 kg	1,325 lbs	601 kg	1,660 lbs	753 kg	1,350 lbs	612 kg
Height	58.50"	148.59 cm	63.50"	161.29 cm	54.50"	138.43 cm	63.50"	161.29 cm	73.50"	186.69 cm
Width	30.00"	76.20 cm	48.00"	121.90 cm	60.00"	152.40 cm	60.00"	152.40 cm	60.00"	152.40 cm
Depth	31.00"	78.74 cm	31.00"	78.74 cm	31.00"	78.74 cm	31.00"	78.74 cm	40.00"	101.60 cm

Ice machine and adapters ordered separately.

Gourmet Cube

Hard, clear individual cube for maximum cooling with nearly 100% ice to water ratio. Perfect Premium Beverage Companion with its crystal-like appearance. The SM-50 is a compact, small capacity ice machine designed for use in undercounter settings next to traditional cabinetry. It is the ideal ice machine for the boardroom, conference rooms, or kitchen lunch areas. The unit is designed to be installed into a standard 15" x 38 cm cabinet opening or can be free-standing. Features include a multi-function control panel with unique "delay-start mode," lighted and over-sized bin opening, and a built-in innovative water filtration system. Produces individual octagon shaped cubes.



SM-50

Ice Production*	53 lbs	24 kg	313 lbs	142 kg
Ice Storage	25 lbs	11 kg	143 lbs	65 kg
Height	33.5"	85.0 cm	48.3"	122.64 cm
Width	14.8"	37.5 cm	33.1"	84.1 cm
Depth	22.8"	57.8 cm	29.2"	74.2 cm

Large Gourmet Cube

The Manitowoc Big Shot cube is the right cube for your signature drink. Whether you're pouring a craft whiskey on the rocks or serving up your award winning Bloody Mary, the Big Shot cube is the right fit. These crystal clear, large gourmet cubes weigh a whopping 60 grams each and stand a proud 2" tall and 1 1/2" wide. It's large surface area cools your drink effectively with a slower melt rate compared to smaller cubes, which means customers are able to enjoy their drinks the way it was meant to taste without having to worry about the ice diluting the flavor.



BG-0260A



*Pounds produced per day. Approximate ice-making capacity based on air-cooled condenser unit at 70°F/21°C air and 50°F/10°C water.



Undercounter Spray Cubers

Sotto is the perfect solution for venues where just a few large cubes in the glass is preferred--restaurants, bars, cafes, coffee shops, and delis. Specifically designed for the international market (not available in North America), Sotto provides a robust 20 gram Gourmet style cube with a unique octagonal shape. Sotto produces 18 to 85 kg of ice daily and provides up to 44 kg of ice storage.



SOTTO™

The clear and simple choice.



UG-18



UG-20



UG-30



UG-40



UG-50



UG-65



UG-80

Ice Production*	18 kg	22 kg	31 kg	45 kg	57 kg	65 kg	85 kg
Ice Storage	5.5 kg	10 kg	10 kg	25 kg	25 kg	44 kg	44 kg
Height	63 cm	65 cm	65 cm	80 cm	80 cm	90 cm	90 cm
Width	34.5 cm	45 cm	45 cm	55 cm	55 cm	70 cm	70 cm
Depth	45 cm	47.5 cm	47.5 cm	55 cm	55 cm	60 cm	60 cm

*Pounds produced per day. Approximate ice-making capacity based on air-cooled condenser unit at 70°F/21°C air and 50°F/10°C water.

Options & Accessories

LuminIce II™ Growth Inhibitor

Creates “active air” by recirculating the air around the ice machine foodzone components to inhibit the growth of yeast, bacteria, and other common micro-organisms. For use with Indigo and NEO series.

Ice machine equipped with LuminIce

Ice machine without LuminIce



LuminIce runs quietly 24/7 keeping your ice machine cleaner while helping reduce cleaning frequency; which ultimately can save money spent on routine maintenance and PM programs. Space-saving design fits inside the ice machine.



Arctic Pure® Water Filter with QUICK DISCONNECT DESIGN

Conditions incoming water, reduces machine cleaning frequency and service costs, maximizes equipment performance, and improves ice quality. Features include replaceable filters and compact size. All systems carry a 3-year parts-and-labor warranty (excluding filter cartridge).

Vertical Discharge Remote Condensers

Remote air-cooled condenser systems improve efficiency, increase ice production, and conserve energy. Remote systems for Series 500, 600, 850, 1000, 1400 and 1800 ice machines consist of ice maker, bin, remote condenser, and interconnecting refrigerant lines. (Each ordered separately.)



Options & Accessories

Optional, Automatic Cleaning System (iAuCS®)

Eliminates routine maintenance. iAuCS counts the number of ice-making cycles and, at a frequency you select, initiates a cleaning or sanitizing cycle... AUTOMATICALLY. Choose from 2-, 4-, or 12-week settings. Use with Indigo modulars.

iAuCS (External Mounting)



Optional Bin Level Control

Lets you program your ice production by bin fill level to save energy or just to ensure fresh ice is always available. Built-in LED light illuminates bin. For use with Indigo.

Additional Offerings

Gourmet Spray*

Gourmet spray cubes are offered in a variety of cube sizes and production capacities. Perfect for cafés, bars and restaurants in countries where demand for ice in beverages is reduced.



Scale Ice*

Scale ice is extremely hard and cold with sizes ranging from 1.5 mm to 3 mm in thickness. Ice pieces resemble a shattered sheet of ice. Scale is perfect for industrial applications, food processing and display such as fish, dairy products, meat cutting, and baking companies.

*Currently not available in North America



You've purchased the best ice machine available – keep it that way.

Every new piece of Manitowoc Foodservice equipment comes with KitchenCare and you choose the level of service that meets your operational needs from one restaurant to multiple units.

StarCare – Our network of Factory Authorized Servicers are factory trained and performance audited, with locations in over 130 countries to meet your warranty and lifetime service, installation, start-up and planned maintenance needs. With genuine OEM parts certified for heavy-duty use, they keep your equipment running in the most demanding kitchens.

- Warranty and life time service
- Certified OEM parts
- Global parts inventory
- Performance audited

ExtraCare – Fringe benefits at your fingertips, ExtraCare offers all the little conveniences that someone who understands and cares about your operation provides.

- CareCode
- 24/7 Support
- Online/Mobile Product Information

LifeCare – The ultimate level of worry free protection and support for multi-unit operators. We work together to determine the right level of service for your units, then customize a program to manage your operation.

- Install and Equipment Orientation
- Planned Maintenance
- KitchenConnect™– Full facility monitoring and diagnostics
- MenuConnect– Automatically upload recipes and cooking procedures



Manitowoc
KitchenCare.



Sustainability

At Manitowoc® Ice we strive to be a responsible manufacturer, industry leader, and employer, not only for this generation, but for future generations. We routinely engage our customers,

industry partners, employees, strategic suppliers, domestic and international government agencies and associations, and the communities that we serve around the world.



The EnerLogic™ program helps operators conserve energy and maximize profits. Look for our EnerLogic™ mark and you'll know you're getting the most from every energy dollar spent on Manitowoc foodservice equipment. This program

incorporates a combination of third-party standards, including meeting or exceeding California Energy Commission rebate standards, or meeting criteria outlined by the Federal Energy Management Program, including those that:

- Incorporate new energy-saving technology
- Involve renewable energy
- Demonstrate water efficiency and/or
- Feature sustainable design and operations



Less Energy. Less Water.

Manitowoc Ice Machines earn the ENERGY STAR®

Commercial ice machines that have earned the ENERGY STAR are on average 15% more energy efficient and 10% more water efficient than standard models. Manitowoc Ice leads the way with dozens of qualifying ice machines that meet and exceed ENERGY STAR guidelines.

Visit www.manitowocice.com/energystar for a complete list of Manitowoc's ENERGY STAR-qualified ice machines.

Ice Usage Guide

Foodservice	Approximate Ice Cube Needs Per Day
Restaurant.....	1-1/2 lbs .68 kg per person
Cocktail.....	3 lbs 1.4 kg per person/seat
Water Glass.....	4 oz 118 ml per 10 oz 296 ml glass
Salad Bar.....	30 lbs 13.6 kg per cubic foot
Fast Food.....	5 oz 148 ml per 7-10 oz 207-296 ml drink
	8 oz 237 ml per 12-16 oz 355-473 ml drink
	12 oz 355 ml per 18-24 oz 532-710 ml drink

Lodging

Guest Ice.....	5 lbs 2.7 kg per room
Restaurant.....	1-1/2 lbs .68 kg per person/seat
Cocktail.....	3 lbs 1.4 kg per person/seat
Catering.....	1 lb .45 kg per person

Convenience Store

Beverage.....	6 oz 177 ml per 12 oz 355 ml drink
	10 oz 296 ml per 20 oz 591 ml drink
	16 oz 473 ml per 32 oz 946 ml drink
Cold Plate.....	50% more ice per day
Packaged Ice.....	lbs per bag x bags sold per day

Healthcare

Cafeteria.....	1 lb .45 kg per person
Patient Ice.....	RNS12: Up to 20 beds

Beverage Service

Drinks.....	40% ice per drink x number of drinks served on peak day
-------------	---



For proper sizing assistance, please reference our ice machine calculator at www.manitowocice.com/icecalc

Quality Assurance

Before crating and shipment, every Manitowoc ice cube machine is operated for a minimum of two ice-making cycles. During this testing, inspectors record the serial number, air and water temperatures, humidity, freeze times, and harvest times as part of their final inspection. Ongoing reviews of this test data assure that Manitowoc ice machines consistently meet the highest standards of quality.

ISO 9001:2008 Quality System Certified

Quality is the #1 consideration at Manitowoc. Our company-wide commitment to quality makes us especially proud of our certification to ISO 9001:2008 quality standards and our position as North America's first ISO-certified manufacturer of ice machines.



Commercial Warranty

Cube Ice Machine

- 5-year parts-and-labor coverage on Indigo, S, U, QQ and IB-model ice machine evaporators.
- 5-year parts and 3-year labor coverage on Indigo, S, U, QQ and IB-model ice machine compressor.
- 3-year parts-and-labor coverage on all dispensers, storage bins, and Indigo, S, U, QQ and IB-model ice cube machines.

QM Series Ice Machine

- 3-year parts-and-labor coverage on all components.

SM/BG Series Ice Machine

- 3-year parts-and-labor coverage on all components.

RF/RFS/RN/RNS Ice Machines

- 3-year parts.
- 2-year labor.
- Compressor parts for 5 years and labor for 2 years.

RNS Countertop Nugget Ice Machine

- 2-year parts-and-labor coverage on all components.
- Compressor parts for 5 years and labor for 2 years.

Residential Warranty

All Ice Machines

- 1-year parts-and-labor

Beverage Dispensers

Manitowoc's sister company, Servend®, offers a complete countertop self-service ice and beverage product line. Icepik® ice crusher allows the customer to choose between cube or crushed ice via a built-in ice crusher mechanism from a single ice machine placement.



Listings



US LISTED



UL STD 563
CAN/CSA-C22.2 No. 120



SANITATION
NSF/ANSI STD 12





Man•i•to•woc (man'a-ta-wôk)
home of the Great Spirit,
a city in east central
Wisconsin on Lake
Michigan; population 32,500

Manitowoc Foodservice is a global leader in foodservice operations that speaks the language of our partners from sales to aftercare. Purchasing equipment is easy with Manitowoc Finance, which offers direct, low-rate financing options for the equipment you need today. Manitowoc KitchenCare® helps service, maintain, and protect your foodservice equipment and facility throughout the lifecycle of your business. Being fluent is more than understanding equipment; it is an understanding of your foodservice business. If you're ready to talk foodservice, Manitowoc speaks your language.

Our best in class brands include: Cleveland, Convotherm®, Dean®, Delfield®, Frymaster®, Garland®, Kolpak®, Koolaire®, Kysor Panel Systems®, Lincoln, Manitowoc® Beverage Systems, Manitowoc® Ice, Merco®, Merrychef®, Multiplex®, RDI Systems, Servend®, U.S. Range & Welbilt®



Fluent in Foodservice | mtwfs.com