



701 S Ridge Avenue, Troy, OH 45374
1-888-4HOBART • www.hobartcorp.com

FOOD MACHINE ACCESSORY TABLES



STANDARD FEATURES

- Heavy gauge stainless steel tops, legs, and shelves
- Models MIXER-TABLE2, 205025, and 205026 have chrome plated adjustable leveling feet
- Model TABLE-HL2012 has four locking casters

MODELS

❑ Model TABLE-HL2012 Mixer Table

Single Shelf Model

27 x 32 inches x 26³/₄" inches high

Includes 4 locking casters, pre-drilled holes for mixer, 4 pegs for storage of beaters, whips, dough arms, etc.

For use with Hobart 5, 12 and 20 quart mixers

❑ Model CUTTER-TABLE3 (205025)

Food Cutter Table

Single Shelf Model

27 x 32 inches x 31⁷/₈" inches high

For use with Hobart 84145 or 84186 Food Cutter

❑ Model CUTTER-TABLE4 (205026)

Food Cutter Table

Double Shelf Model

27 x 32 inches x 31⁷/₈" inches high

For use with Hobart 84145 or 84186 Food Cutter

Specifications, Details and Dimensions on Inside and Back.



FOOD MACHINE ACCESSORY TABLES

FOOD MACHINE ACCESSORY TABLES

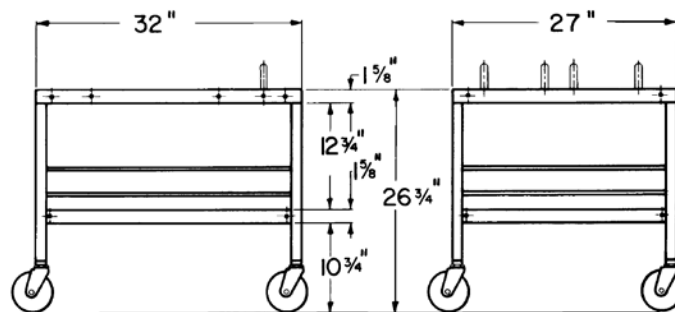
HOBART

701 S Ridge Avenue, Troy, OH 45374
1-888-4HOBART • www.hobartcorp.com

DETAILS AND DIMENSIONS

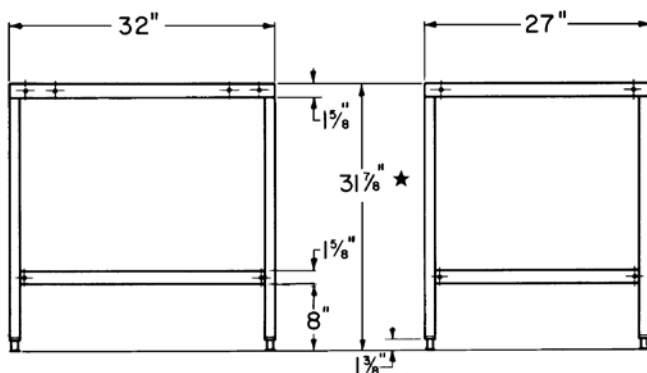
MIXER TABLES

MODEL TABLE-HL2012

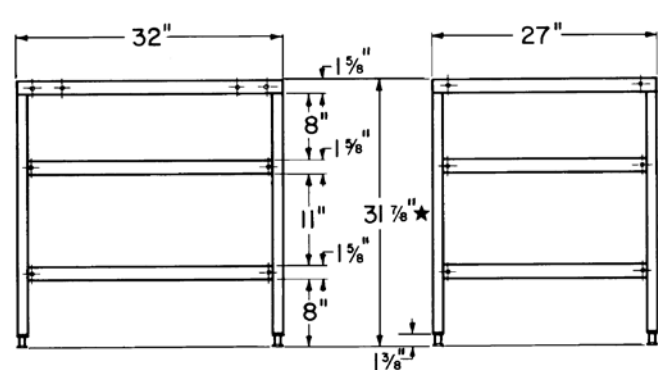


FOOD CUTTER TABLES

MODEL CUTTER-TABLE3 (205025)



MODEL CUTTER-TABLE4 (205026)



As continued product improvement is a policy of Hobart, specifications are subject to change without notice.