

SOLID SLIDE LID GLASS & PLATE CHILLER

EGC – Series Model : EGC50



 **Operating temperature range is -5°F ~ 5°F**



Please visit our website for updated Energy Efficiency information

Cabinet Construction

Heavy duty stainless steel countertop, rail and lids, with textured and laminated black vinyl exterior. Galvanized steel interior. 1 3/4" thick high density foamed-in-place polyurethane insulation. Built-in caster thread receptacles.

Refrigeration System

- Side mounted condensing unit
- Oversized condenser and evaporator coils quickly achieve and maintain desired temperature
- Forced-air cooling with oversized evaporator fan motors providing balanced airflow throughout cabinet to ensure faster frosting of dry glasses and plates
- Removable side panel and slide-out condensing unit for convenient repair and maintenance
- Environmentally friendly CFC free R-404A refrigerant
- Defrost heater controlled by electrical timer
- Copper tube and aluminum fin evaporator with anti-corrosive coating
- Energy efficient condensate drain pan assembly heated by high side copper tube
- Pre-wired and ready to plug, 115V/60Hz/1Ph, NEMA 5-15P

Lids, Locks

- Heavy duty stainless steel, easy glide and removable lids
- 3/4" thick lids, foamed-in-place polyurethane insulation
- Ratchet locks to secure lids (standard)

Shelving

- Two levels of epoxy coated wire shelves for glasses & plates

Temperature Control

- Factory preset temperature, 0°F
- Temperature setting range from -5°F to 5°F
- Easy to set analog thermostat

Option

- 2 1/2" and 4" diameter casters (3 1/2" and 5" overall height)

Model	# of Lids	# of Shelves	Capacity [†] (Cu. Ft.)	HP	Refrigerant	Capacity 8" Mugs	Power (V-Hz-Ph)	Amps	Crated Weight	Exterior Dimensions		
										L	D*	H
EGC50	2	5	13.6	1/3	R-404A	230	115-60-1	7.00	268lbs (121.6kg)	49 1/2" (1256 mm)	26 3/4" (679.5 mm)	33 5/8" (855 mm)

* : Depth does not include bottle cap opener with integrated cap receptacle.


Specifications subject to change without notice.

Product dimensions are for general purposes and not absolute value. Product capacity(†) is calculated based on standard industry figures. Slight variations may exist. If dimensions and capacity are critical, please contact Everest Refrigeration.

SOLID SLIDE LID GLASS & PLATE CHILLER

EGC – Series Model : EGC50



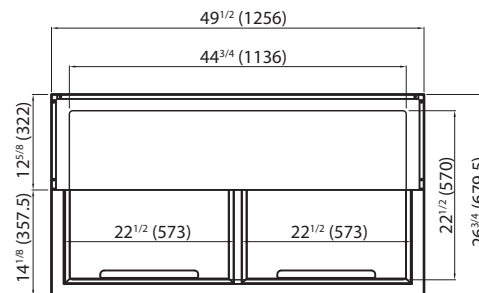
DIMENSIONAL DATA	
Net capacity cu. ft.	13.6 (385.1 cu l)
Exterior (mm)	Length Overall in. 49 1/2" (1256)
	Depth Overall in.* 26 3/4" (679.5)
	Height Overall in. 33 5/8" (855)
Crated Weight	268lbs (121.6kg)
# of Lids	2
# of Shelves	5
Capacity 8" Mugs	230
Shelf Size Length x Depth in. (mm)	14 9/16" x 18 1/2" (370 x 470)
	15 3/4" x 21 5/8" (400 x 550)
ELECTRICAL DATA	
Voltage (V-Hz-Ph)	115-60-1
Full load amperes	7.00
Feed wires with Ground	3
Cord Length ft.	9
REFRIGERATION DATA	
Refrigerant	R-404A
Compressor H.P.	1/3 HP
BTU/HR ^a (Kcal/h)	1257 (317)
 Equipped with one NEMA 5-15P plug.	

Specifications subject to change without notice.

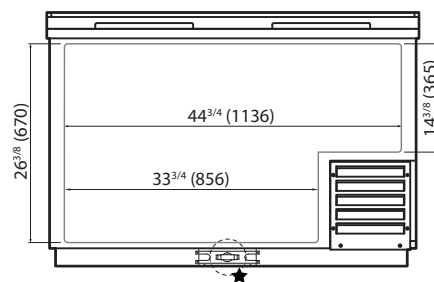
* : Depth does not include bottle cap opener with integrated cap receptacle.

a : Based on evaporating temperature of -13°F(-25°C) & Condensing temperature of 131°F(55°C).

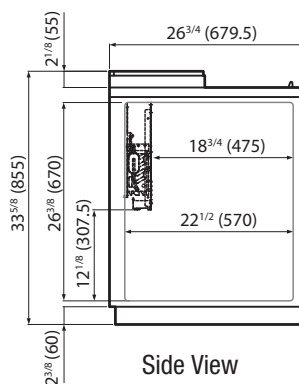
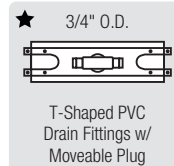
Dimensions inches (mm)



Top View



Front View



Side View