

# ASTRA<sup>TM</sup>

ARTFULLY ENGINEERED



ESPRESSO MACHINES



STEAMERS



GRINDERS



ACCESSORIES

**NEW!**

COFFEE CARTS & ACCESSORIES | MACHINE OPTIONS & UPGRADES | NEW GRINDER LINE

customerservice@astramfr.com  
(818) 340-1800

ASTRAMFR.COM  
Naperville, IL • Spokane, WA

# Welcome to ASTRA

Artfully engineered using simple designs, Astra delivers reliable, affordable machines that have been handcrafted in the United States since 1993. A pioneer in espresso machine manufacturing in the USA, Astra machines are renowned for maximum durability and performance and are remarkably exceptional at delivering uncompromising espresso with every shot.

### High Quality Machines

**Unmatched performance and top-of-the-line quality**

- All steel chassis
- High-quality internal parts & wiring
- Industry tested & proven technology
- Built to easily install, operate, & maintain
- Customization available

### Exceptional Service

**Dedicated tech support team**

- Warranty, repair, installation, operational assistance
- Nationwide service and training options
- Phone support available 8-5 pm coast-to-coast



### Simple, Time-Tested Design

**Competitive features in each machine**

- Traditional design with American influence
- Guaranteed temperature stability with Astra Thermocycling System
- Proprietary Continuous Steam provide consistent steam with little to no recovery time
- Intelliprogram\* smart features offer drink customization and management capabilities
- Uncomplicated water and electrical hook up

### Inventory & Production

**Locally constructed with global standards**

- Machines handcrafted in our Spokane, WA factory
- Standard machines in stock & ready to ship or built-to-order machines with 2-week lead time
- Parts stocked in the USA, ready to ship

## Table of Contents



**ESPRESSO MACHINES**  
**04**

Super Automatic	06-07
Automatic	08-09
Traditional	10-11
Pourover	12-13
Options & Upgrades	14-15



**STEAMERS**  
**16**

Automatic	18-19
Semi-automatic	18-19



**GRINDERS**  
**20**

On Demand	23
Automatic	23
Semi-automatic	23
Silent	23



**COFFEE CARTS**  
**24**

Cart Types	26-28
Accessories	29



**ACCESSORIES & SUPPLIES**  
**30**

Espresso Accessories	30
Portafilters	30
Cleaning Supplies	30
Water Filters	30

\*available on select products.





## Espresso Machines

AUTOMATIC

### SA Super Automatic

Anyone can produce barista-made quality with Astra's fully automated machines which produce up to 16 drink selections with the touch of a button. Available mobile cart option that operates from a standard 110 V outlet.

**Super Automatic Machines | A-2000-1, A-2000, SM-111-1, SM-111, SM-222-1, SM-222**  
**Cart Option | CAR100**

### A Automatic

Creating the perfect blend of artistry and consistency, Astra's automatic range provides portion control with the touch of a button.

**Automatic Machines | PRO, GAP-022-1, GA-021-1, GA-021, M1-011-1, M1-011, M2C-014-1, M2C-014, M2-012, M3-013**

### T Traditional

Astra's traditional espresso machines give the barista full control while crafting the perfect cup.

**Traditional/ Semi Automatic Machines | GS-022-1, GS-022, GSP-023-1, M1S-016-1, M1S-016, M2CS-019-1, M2CS-019, M2S-017, M3S-018**

MANUAL

Astra machines require a dedicated circuit for proper installation and use. It is recommended to power down the machine overnight to ensure the performance and longevity of your machine. A water filter/softener is required.

# SUPER-AUTOMATIC ESPRESSO

Astra's Super Automatic series with Intelliprogram smart features allows anyone to deliver the perfect drink every time with the touch of a button. Fully automated from bean grinding to pressurized pouring, these machines are easy to operate and maintain.



**1 Step Super Automatic**  
Double Hopper with Refrigerator SM-222  
Single Hopper with Refrigerator SM-111

**2 Step Super Automatic**  
Double Hopper with Steam Wand A-2000

## SM SERIES

- Pre-programmed to make up to 14 different drinks
- Single hopper
- Fully integrated refrigerator
- Coffee waste drawer
- Automatically cleans and rinses components every 15 minutes and after every drink
- Intelliprogram™ Smart Features
  - Programmable dosing
  - Pre-infusion capabilities
  - Management reporting and troubleshooting capabilities
- Programmable 'on/off' feature ensures machine powers up/down on time everyday
- Quiet internal motor with rotary-vane Procon pump
- Easy plumbed water connection & drain hook-up
- Digital temperature control
- 7 liter boiler capacity option available (220V models only)
- Available in 110 and 220 volts

## ASTRA 2000

- Automatic steam wand with self-regulating temperature sensor
- Double hopper
- Coffee waste drawer
- Touch pad with 13 programmable functions and 7 drink options
- Automatically cleans and rinses brew mechanism every 10 minutes
- Intelliprogram™ Smart Features
  - Programmable dosing
  - Pre-infusion capabilities
  - Management reporting and troubleshooting capabilities
- Programmable 'on/off' feature ensures machine powers up/down on time everyday
- Quiet internal motor with rotary-vane Procon pump
- Easy plumbed water connection & drain hook-up
- Digital temperature control
- Available in 110 and 220 volts

	SM-111	SM-111-1	SM-222	SM222-1	A-2000	A-2000-1
Watts	2700	2000	2700	2000	2700	2000
Volts	220	110	220	110	220	110
Amps	20	20	20	20	20	20
Water	Plumbed	Plumbed	Plumbed	Plumbed	Plumbed	Plumbed
Boiler Capacity (L)	4.2	4.2	4.2	4.2	4.2	4.2
Width (in)	23	23	23	23	13	13
Depth (in)	20.25	20.25	20.25	20.25	23	23
Height (in)	38	38	38	38	38	38
Certifications	ETL listed to NSF-4, UL 197, and CSA C22.2 No. 109					



# AUTOMATIC ESPRESSO

The perfect blend of artistry and consistency, Astra's Automatic espresso machines provide perfect portion control with the touch of a button. Designed for high output with the addition of a self-tamping, high-density group head, copper boiler and a temperature stabilizing thermocycling system.



\* Stainless steel & color panel options available.



Astra's thermocycling system combined with high-density group head delivers superior temperature consistency.



Gourmet Automatic GA-021



MEGA I Automatic M1-011-1



MEGA II Compact Automatic M2C-014



MEGA II Automatic M2S-017



MEGA III Automatic M3-013

## MEGA I/ MEGA II/ MEGA III AUTOMATIC SERIES

- Automatic, volumetric dosing
- Self-tamping group head, non tamping option available
- Manual steam controls, automated option available
- Manual hot water controls
- Easy plumbed water connection & drain hook-up
- Quiet internal motor with rotary-vane Procon pump
- Thermocycling system combined with a high-density group head achieves precise temperature control in high volume use
- Stainless steel & color panel options available, pg 14

	GA-021-1	GA-021	M1-011-1	M1-011	M2C-014-1	M2C-014	M2-012	M3-013
Watts	2000	2700	2000	2700	2000	2700	4500	5500
Volts	110	220	110	220	110	220	220	220
Amps	20	20	20	20	20	20	30	30
Water	Plumbed	Plumbed	Plumbed	Plumbed	Plumbed	Plumbed	Plumbed	Plumbed
Boiler Capacity (L)	4.2	4.2	7	7	7	7	12.5	17
Width (in)	13	13	19.25	19.25	19.25	19.25	27.25	35.5
Depth (in)	20	20	19.5	19.5	25.5	25.5	19.5	19.5
Height (in)	17	17	22	22	22	22	22	22
Portafilters (single/double)	1/1	1/1	1/1	1/1	1/2	1/2	1/2	1/3
Certifications	ETL listed to NSF-4, UL 197, and CSA C22.2 No. 109							

# SEMI-AUTOMATIC ESPRESSO

Astra's traditional or semi-automatic machines put the barista in control to craft the perfect cup. With a self-tamping, high-density group head, copper boiler and temperature stabilizing thermocycling system, these machines offer unmatched reliability, quality and simplicity.



\* Stainless steel & color panel options available.



Astra's thermocycling system combined with high-density group head delivers superior temperature consistency.



Gourmet Semi-Automatic GS-022 



MEGA 1 Semi-Automatic M1S-016



Mega II Semi-Automatic Compact M2C-S019



MEGA II Semi-Automatic M2S017



Mega 3 Semi-Automatic M3S-018

## MEGA I/ MEGA II/ MEGA III TRADITIONAL SERIES

- Manual dosing
- Self-tamping group head, non tamping option available
- Manual steam controls, automated option available
- Manual hot water controls
- Easy plumbed water connection & drain hook-up
- Quiet internal motor with rotary-vane Procon pump
- Thermocycling system combined with a high-density group head achieves precise temperature control in high volume use
- Stainless steel & color panel options available, pg 14

	GS-022-1	GS-022	M1S-016-1	M1S-016	M2CS-019-1	M2CS-019	M2S-017	M3S-018
Watts	2000	2700	2000	2700	2000	2700	4500	5700
Volts	110	220	110	220	110	220	220	220
Amps	20	20	20	20	20	20	30	30
Water	Plumbed	Plumbed	Plumbed	Plumbed	Plumbed	Plumbed	Plumbed	Plumbed
Boiler Capacity (L)	4.2	4.2	7.0	7.0	7.0	7.0	7.0	17.0
Width (in)	13	13	19.25	19.25	19.25	19.25	27.5	35.5
Depth (in)	20	20	19.5	19.5	19.5	19.5	19.5	19.5
Height (in)	17	17	22	22	22	22	22	22
Portafilters (single/double)	1/1	1/1	1/1	1/1	1/2	1/2	1/2	1/3
Certifications	ETL listed to NSF-4, UL 197, and CSA C22.2 No. 109							

 Home or light commercial applications needing fewer than ~50 cups/hr




# POUROVER ESPRESSO

Astra Pourover machines bring the café experience right to your home or business. Thermocycling system provides absolute temperature consistency and quality coffee to deliver the perfect cup everytime.




Astra's thermocycling system combined with high-density group head delivers superior temperature consistency.




Automatic  
GAP-022-1 



Semi-automatic  
GSP-023-1 



Semi-automatic Steam,  
PRO 

## GOURMET SERIES

- Automatic or manual dosing available
- Low water safety system with alarm
- Manual steam and hot water controls
- Hot water spout
- Quiet internal motor with rotary-vane Procon pump
- Thermocycling system combined with a high-density group head achieves precise temperature control in high volume use
- Self-tamping, non-tamping option available per request

## PRO- SERIES

- Manual dosing
- Low water safety system with alarm
- Automatic steam wand available
- Thermocycling system combined with a high-density group head achieves precise temperature control in high volume use
- Self tamping, non-tamping option available per request
- Lightweight, smaller footprint favorable for light commercial or home use

	GAP-022-1	GSP-023-1	PRO
Watts	2000	2000	1300
Volts	110	110	110
Amps	20	20	20
Water	Tank	Tank	Tank
Boiler Capacity (L)	4.2	4.2	2.6
Width (in)	13	13	11
Depth (in)	20	20	20
Height (in)	17	17	17
Portafilters (single/double)	1/1	1/1	1/0
Certifications	ETL listed to NSF-4, UL 197, and CSA C22.2 No. 109		

 Home or light commercial applications needing fewer than ~50 cups/hr

# Machine Options & Upgrades

## MACHINE PANEL OPTIONS

Astra's MEGA and Gourmet line of espresso machines can be enhanced to provide a wonderful blend of nostalgia and hi-tech appeal.

- Specialty panel sets are available in a number of standard colors
- Custom colors are available by request\*
- Pair Stainless Steel Panel Set with Stainless Steel Frame<sup>†</sup> for all stainless steel look

AVAILABLE COLORS



Black  
(MEGA Standard)



Blue



Red



Silvertone  
(Gourmet Standard)



Coppertone



Stainless Steel

## MACHINE OPTIONS & ADD-ONS

PANELS & FRAMES	SKU	APPLICABLE MACHINES
MEGA 1/2C Panel Set, Black**	M12C-PANELKIT-BK	M1-011, M1-011-1, M1S-016, M1S-016-1, M2C-014, M2C-014-1, M2CS-019, M2CS-019-1
MEGA 1/2C Panel Set, Blue**	M12C-PANELKIT-BL	M1-011, M1-011-1, M1S-016, M1S-016-1, M2C-014, M2C-014-1, M2CS-019, M2CS-019-1
MEGA 1/2C Panel Set, Coppertone***	M12C-PANELKIT-CT	M1-011, M1-011-1, M1S-016, M1S-016-1, M2C-014, M2C-014-1, M2CS-019, M2CS-019-1
MEGA 1/2C Panel Set, Red***	M12C-PANELKIT-RD	M1-011, M1-011-1, M1S-016, M1S-016-1, M2C-014, M2C-014-1, M2CS-019, M2CS-019-1
MEGA 1/2C Panel Set, Silvertone***	M12C-PANELKIT-ST	M1-011, M1-011-1, M1S-016, M1S-016-1, M2C-014, M2C-014-1, M2CS-019, M2CS-019-1
MEGA 2 Panel Set, Black**	M2-PANELKIT-BK	M2-012, M2S-017
MEGA 2 Panel Set, Blue***	M2-PANELKIT-BL	M2-012, M2S-017
MEGA 2 Panel Set, Coppertone***	M2-PANELKIT-CT	M2-012, M2S-017
MEGA 2 Panel Set, Red***	M2-PANELKIT-RD	M2-012, M2S-017
MEGA 2 Panel Set, Silvertone***	M2-PANELKIT-ST	M2-012, M2S-017
MEGA 3 Panel Set, Black**	M3-PANELKIT-BK	M3-013, M3S-018
MEGA 3 Panel Set, Blue***	M3-PANELKIT-BL	M3-013, M3S-018
MEGA 3 Panel Set, Coppertone***	M3-PANELKIT-CT	M3-013, M3S-018
MEGA 3 Panel Set, Red***	M3-PANELKIT-RD	M3-013, M3S-018
MEGA 3 Panel Set, Silvertone***	M3-PANELKIT-ST	M3-013, M3S-018
Gourmet 1 Piece Panel, Black***	G10520-BK	All Gourmet Machines
Gourmet 1 Piece Panel, Blue***	G10520-BL	All Gourmet Machines
Gourmet 1 Piece Panel, Red***	G10520-RD	All Gourmet Machines
Gourmet 1 Piece Panel, Coppertone***	G10520-CT	All Gourmet Machines
Gourmet 1 Piece Panel, Silvertone***	G10520-ST	All Gourmet Machines
Stainless Steel Frame <sup>†</sup>	-SS	All MEGA Machines

MACHINE UPGRADES	SKU	APPLICABLE MACHINES
Steam Wand, Automatic	1-AUTO-STEAM	M1-011, M1-011-1, M1S-016, M1S-016-1, M2-012, M2C-014, M2C-014-1, M2CS-019, M2CS-019-1, M2S-017, M3-013, M3S-018
(2) Hot Water Valves & (2) Steam Wands	-2HW2S	M2-012, M2S-017, M3-013, M3S-018
7 Liter Boiler Upgrade	BOILERUPGRADE	SM-111, SM-111-1, SM-222, SM-222-1
NEMA L6-30P (250v, 30 amp)	EL10061	Any 220v machine

WATER FILTERS	SKU	APPLICABLE MACHINES
Everpure BH2 Scale Inhibitor Filter Cartridge	EVERPURE-BH2	GA-021, GA-021-1, GS-022, GS-022-1, M1-011, M1-011-1, M1S-016, M1S-016-1, M2-012, M2C-014, M2C-014-1, M2CS-019, M2CS-019-1, M2S-017, M3-013, M3S-018, SM-111, SM-111-1, SM-222, SM-222-1, A2000, A2000-1
Everpure BH2 Scale Inhibitor Filter Cartridge (3 Per Pack)	EVERPURE-BH2-3 PACK	GA-021, GA-021-1, GS-022, GS-022-1, M1-011, M1-011-1, M1S-016, M1S-016-1, M2-012, M2C-014, M2C-014-1, M2CS-019, M2CS-019-1, M2S-017, M3-013, M3S-018, SM-111, SM-111-1, SM-222, SM-222-1, A2000, A2000-1
Everpure BH2 Scale Inhibitor Filter Cartridge (6 Per Pack)	EVERPURE-BH2-6 PACK	GA-021, GA-021-1, GS-022, GS-022-1, M1-011, M1-011-1, M1S-016, M1S-016-1, M2-012, M2C-014, M2C-014-1, M2CS-019, M2CS-019-1, M2S-017, M3-013, M3S-018, SM-111, SM-111-1, SM-222, SM-222-1, A2000, A2000-1
Head Cartridge, Dual System, Includes Both ESO7 and BH2 Filter	EVERPURE-QL2H	GA-021, GA-021-1, GS-022, GS-022-1, M1-011, M1-011-1, M1S-016, M1S-016-1, M2-012, M2C-014, M2C-014-1, M2CS-019, M2CS-019-1, M2S-017, M3-013, M3S-018, SM-111, SM-111-1, SM-222, SM-222-1, A2000, A2000-1
Everpure ESO Filter/Softener Cartridge	EVERPURE-ESO	GA-021, GA-021-1, GS-022, GS-022-1, M1-011, M1-011-1, M1S-016, M1S-016-1, M2-012, M2C-014, M2C-014-1, M2CS-019, M2CS-019-1, M2S-017, M3-013, M3S-018, SM-111, SM-111-1, SM-222, SM-222-1, A2000, A2000-1
Everpure ESO Filter/Softener Cartridge (3 Per Pack)	EVERPURE-ESO-3 PACK	GA-021, GA-021-1, GS-022, GS-022-1, M1-011, M1-011-1, M1S-016, M1S-016-1, M2-012, M2C-014, M2C-014-1, M2CS-019, M2CS-019-1, M2S-017, M3-013, M3S-018, SM-111, SM-111-1, SM-222, SM-222-1, A2000, A2000-1
Everpure ESO Filter/Softener Cartridge (6 Per Pack)	EVERPURE-ESO-6 PACK	GA-021, GA-021-1, GS-022, GS-022-1, M1-011, M1-011-1, M1S-016, M1S-016-1, M2-012, M2C-014, M2C-014-1, M2CS-019, M2CS-019-1, M2S-017, M3-013, M3S-018, SM-111, SM-111-1, SM-222, SM-222-1, A2000, A2000-1
Head Cartridge, Single System	EVERPURE-ES-07	GA-021, GA-021-1, GS-022, GS-022-1, M1-011, M1-011-1, M1S-016, M1S-016-1, M2-012, M2C-014, M2C-014-1, M2CS-019, M2CS-019-1, M2S-017, M3-013, M3S-018, SM-111, SM-111-1, SM-222, SM-222-1, A2000, A2000-1





## Dedicated Steamers

EFFICIENT, DEDICATED STEAM.  
HANDCRAFTED IN THE USA.

Increase output in your café with a dedicated steamer or use it to create an endless menu of specialty drinks including hot chocolate, juice, tea, and smoothies - a great option to cook scrambled eggs or reconstitute soup as well. These reliable machines are built to last and are easy to maintain.

---

### Perfect for Alternative Dairy

Astra steamers are fast, efficient, and uncomplicated at creating impressive foam for specialty drinks such as, lattes, cappuccinos, hot chocolate, and chai tea. Break free from traditional dairy to explore an endless menu with alternative milk options such as, oat milk, nut, soy, or other plant-based milk.

---

### Go Beyond Beverages

Dedicated steamers allow operators to quickly & easily prepare other menu items - efficiently reconstitute soup, prepare oatmeal, reconstitute eggs, or utilize powerful steam for other specialty menu items.

# DEDICATED STEAMERS

Automatic & Semi-automatic commercial steamers deliver dedicated steam for even the busiest cafes, tea shops, juice and smoothie bars, etc. With our proprietary Continuous Steam – little to no recovery time is needed for uninterrupted service.



Semi-Automatic Pour-over  
STP1800



Semi-Automatic  
STS1800   
STS2400  
STS4800



Automatic  
STA1800  
STA2400  
STA4800



Automatic Pour-over  
STA1300



Semi-Automatic Pour-over  
STS1300

- Low water safety system with alarm
- Vibration pump
- Lightweight, no plumbing required

## STP/ STS/ STA- SERIES

- Continuous Steam – little to no recovery time needed for uninterrupted service
- All-metal internal parts ensures durability and minimal upkeep
- Automatic water fill functionality
- Quiet internal motor with rotary-vane Procon pump
- Multi-directional cool-touch stainless steel wand
- Automatic temperature control\*
- Digital display\*
- Dial pressure gauge
- Copper boilers and brass fittings
- Automatic to manual operation switch\*
- Removable, stainless steel drip tray

	STS 1300	STA 1300	STP 1800	STS 1800	STS 2400	STS 4800	STA 1800	STA 2400	STA 4800
Watts	1300	1300	2000	2000	2700	4800	2000	2700	4800
Volts	110	110	110	110	220	220	110	220	220
Amps	20	20	20	20	20	30	20	20	30
Water	Tank	Tank	Tank	Plumbed	Plumbed	Plumbed	Plumbed	Plumbed	Plumbed
Boiler Capacity (L)	2.6	2.6	4.2	4.2	4.2	7.0	4.2	4.2	7.0
Width (in)	11	11	13	13	13	13	13	13	13
Depth (in)	18	18	20.5	20.5	20.5	20.5	20.5	20.5	20.5
Height (in)	15	15	17	17	17	17	21	21	21
Certifications	ETL listed to NSF-4, UL 197, and CSA C22.2 No. 109								

Home or light commercial applications needing fewer than ~50 cups/hr    \*For STA models only





## Espresso Grinders

CLEAN, CONSISTENT GRIND FOR  
QUALITY ESPRESSO EVERY TIME.

Quality coffee starts with quality grounds. Our Astra line of commercial espresso grinders offer a better quality grind time after time. Designed for commercial settings, each machine is durable and withstands high volume from cafes, coffee shops, restaurants, hospitality, events, and other venues where specialty coffee is served.

### Grinders Built for High-volume

- Premium housing built for commercial use
- Large, twin cutting 64mm flat burrs
- Designed with an efficient motor for better grind & less heat
- Durable and reliable for high-volume, commercial settings

# COMMERCIAL GRINDERS

Quality coffee starts with quality grounds. Our Astra line of commercial espresso grinders offer a better quality grind time after time. Designed for commercial settings, each machine is durable and withstands high volume from cafes, coffee shops, restaurants, hospitality, events, and other venues where specialty coffee is served.

- Premium housing built for commercial use
- Large, twin cutting 64mm flat burrs
- Designed with an efficient motor for better grind & less heat
- Durable and reliable for high-volume, commercial settings



Automatic  
MG044



On Demand Automatic  
MG049




Automatic  
MG053



Semi-automatic  
MG050



Semi-automatic  
HGS-T2-BK 

	HGS-T2-BK	MG044	MG049	MG050	MG053
Watts	270	350	350	350	350
Volts	110	110	110	120	110
Weight (lbs)	13.2	29	27	30	27
Hopper Capacity (lbs)	1.1	3.3	2.2	3.3	2.2
Width (in)	6.7	8.0	7.0	7.1	7.0
Height (in)	16.1	22.0	22.0	21.7	22.0

 Home or light commercial applications needing fewer than ~50 cups/hr





## Mobile Coffee Carts

BRING US YOUR VISION,  
WE BRING IT TO LIFE.

Astra espresso machine carts bring the experience of espresso wherever your business goes. With customizable materials and amenities, we can help bring your vision to life. Made in the USA, Astra espresso machine carts are the perfect way to operate and display your Astra machine.

Astra offers a number of innovative options for your custom espresso cart. From lighting to laminate and wheels to refrigerators, you can build the espresso machine cart tailored to your needs.

- Customize your table with different cart styles, laminate, and SmartStone options
- Professional renderings to help bring your vision to reality
- 10+ customized layouts

# COFFEE CARTS



- NSF-certified commercial SmartStone top (choice of any current SmartStone selections)
  - Choice of premium Wilsonart laminate\*
  - Heavy-duty casters
- 2" grommet hole in countertop for water and electric hookup
  - Customization available

	CBS3372	CCR3072-1	CCR3072	CCH3072	CAR100
Width	30"	30"	30"	30"	26"
Length	72"	72"	72"	72"	26"
Height	40"	40"	40"	40"	69"
Weight (lbs)	745	710	710	755	80
Choice of Laminate	NO	YES	YES	YES	N/A
Choice of SmartStone	YES	YES	YES	YES	N/A
Custom Length Option	YES	YES	YES	YES	NO
Crated for Shipping	YES	YES	YES	YES	YES

## CHALKBOARD COFFEE CART

CBS3372

Astra's Chalkboard Coffee Cart is the perfect way to bring the unique and creative touch of espresso wherever your customers may be. Equipped with an easy-maintenance chalkboard finish on three sides, you can showcase custom menus and messages.



## RUSTIC COFFEE CART

CCR3072-1

Astra's Rustic Coffee Cart offers a natural and stunning aesthetic for serving espresso & other specialty coffee drinks. Designed for superior durability and constructed with a countertop cut out, you can easily insert a kegerator or glass door refrigerator to expand your coffee offering.



## CHIC COFFEE CART

CCR3072

Astra's Chic Coffee Cart allows you to serve espresso in style wherever needed. Designed for superior durability, and constructed with a countertop cut out, you can easily insert a kegerator or glass door refrigerator to expand your menu offering





MODERN SLATED COFFEE CART

CCH3072

Astra's Slated Coffee Cart brings a modern and sophisticated twist to the traditional coffee cart. Built with beautiful hardwood slats and coated with a premium wood finish, this cart will leave a lasting impression.



SUPER AUTOMATIC COFFEE CART

CAR100

Cater to customers on the move with the Astra Super Automatic Cart. Fully self-contained and compatible with a standard outlet, you can pair your Super Automatic espresso machine with our rolling cart for storage and mobility.

	CAR100	ESPRESSO MACHINE COMPATIBILITY*		
		SM111-1	SM222-1	A2000-1
Watts	NA	2000	2000	2000
Volts	NA	110	110	110
Amps	NA	20	20	20
Water	Tank	-	-	-
Boiler Capacity (L)	NA	4.2	4.2	4.2
Width (in)	26	22	22	15
Depth (in)	26	23	23	23
Height (in)	69	38	38	38

Certifications ETL listed to NSF-4, UL 197, and CSA C22.2 No. 109 (machines only)

\*espresso machine sold separately



Astra Coffee Cart Acessories



Kegeator  
CCKEG



Refrigerator/ Cooler  
UCR20HC



SneezeGuard / Shield  
Selection of standard and custom options



Custom Logo - Full Color  
CCMCL



Custom Logo - One Color  
CCSC



Stainless Steel Wrap  
CCME



Chalkboard Menu Board  
CCCUS7858



LED Menu Lighting  
CCLED



Cart Shelf  
CCFS860



Accessories & Cleaning Products



KO-011-W  
Knockout Box  
Wall-Mount



KO-011-C  
Knockout Box  
Countertop



SP-004  
Steam Pitcher  
33OZ



SP-04A  
Steam Pitcher  
50 OZ



TH-010  
Thermometer

MAINTENANCE



PC-003  
Group Cleaning Solution  
Cleans & descales  
machine



S10033, 32oz Frother  
Cleaning Solution  
10033-C, Case. Frother  
Cleaning Solution



CB009, Cleaning Brush for Head  
S10242, Small Cleaning Brush\*  
S10241, Large Cleaning Brush\*



Everpure BH2 Filter  
Cartridge  
EVERPURE-BH2, Single  
EVERPURE-BH2-3PACK, 3-pack  
EVERPURE-BH2-6PACK, 6-pack



Everpure ESO Filter/Softener  
Cartridge  
EVERPURE-ESO-3-PACK, 3-pack  
EVERPURE-BH2-6PACK, 6-pack

PORTAFILTERS



A10091  
Double Portafilter  
2 spouts, larger basket



A10090  
Single Portafilter  
1 spout



A10091-N  
Naked/Bottomless  
Portafilter



A10072  
Blank Filter  
For cleaning



A10094  
Adjustable Pod  
Portafilter

About  
ASTRA

At Astra, we believe that it's the skill & experience of our team that brings our machines to life. Handcrafted in Spokane, WA, each machine is artfully & meticulously built, tested, packaged, and shipped to your door.

One of the earliest manufacturers of espresso machines in the United States, we know how important it is to have durable products, local partners, and strong customer support. We strive to provide the very best, from our machines to our service. Try us and see why we're known as *artfully engineered espresso*.

[www.astramfr.com/about-astra](http://www.astramfr.com/about-astra)







Artfully engineered using simple designs, Astra delivers reliable, affordable machines that have been handcrafted in the United States since 1993. A pioneer in espresso machine manufacturing in the USA, Astra machines are renowned for maximum durability and performance and are remarkably exceptional at delivering uncompromising espresso with every shot.

Learn more, visit: [astramfr.com](http://astramfr.com)

---

Handcrafted in the great state of  
Washington, USA

Toll Free: (877) 340-1800  
Main: (818) 340-1800